

Single Phase Diode Bridges

MDQ50



Key Parameters

I_D	=	50	A
V_{RRM}	=	600-2000	V
I^2t	=	7.2	kA ² s
V_{FO}	=	0.80	V

Typical Application

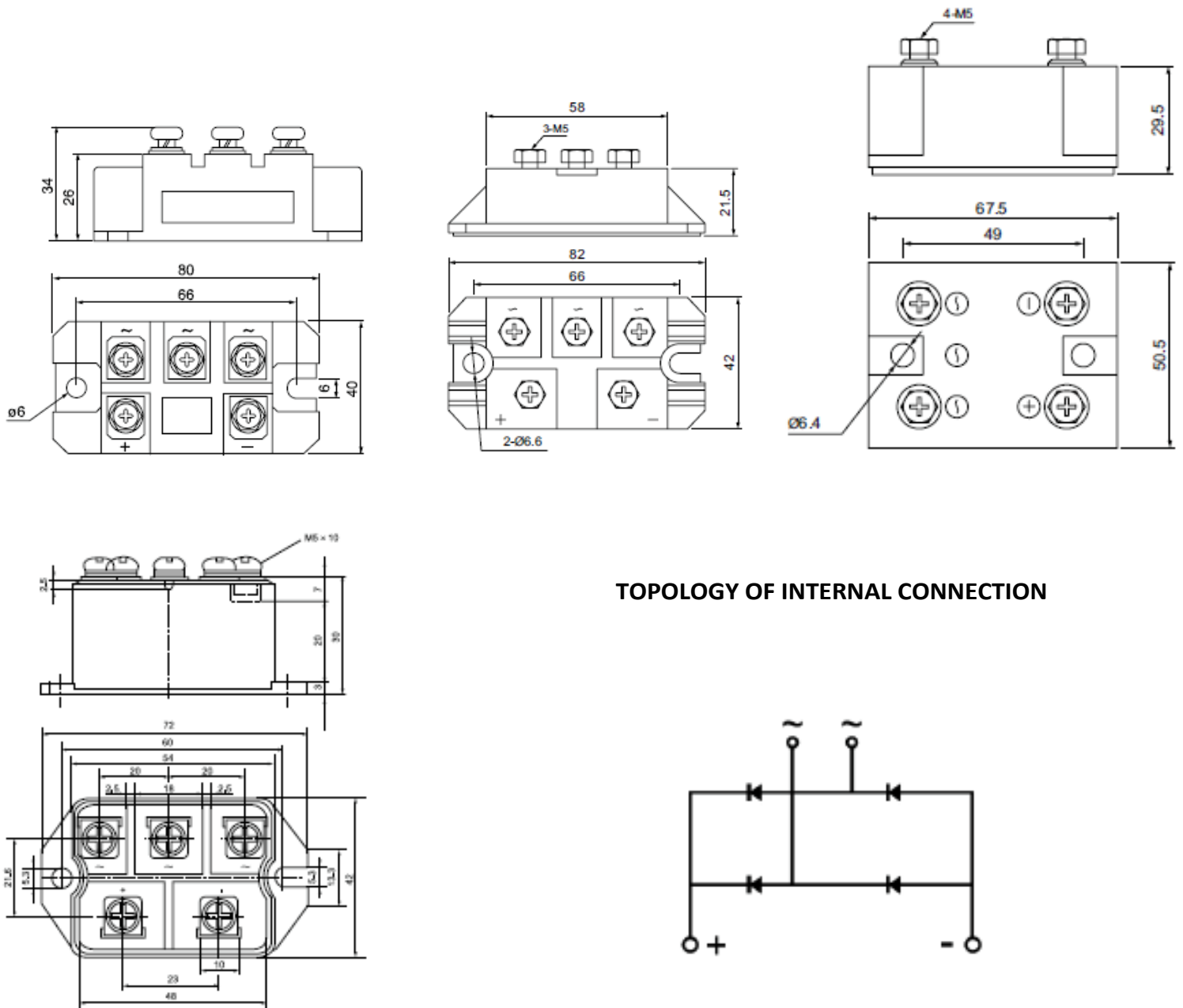
- Inversion welder, current charging DC power supply
- Excitation source for DC motor, input rectifying of switching power supply
- Charging of soft starting capacitor, electric towage and auxiliary current
- DC power supply of appliance and device, input rectifying power supply of PWM frequency transformer

MAXIMUM ALLOWABLE RATINGS

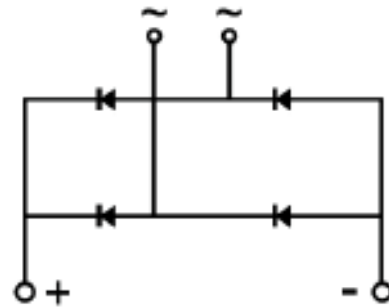
Symbols and parameters		Maximum Limits	Unit
I_D	Direct output current	50	A
V_{RRM}	Max. repetitive peak reverse blocking voltage	600-2000	V
I_{RRM}	Maximum repetitive peak reverse current	8	mA
I_{FSM}	Surge peak forward current	0.75	kA
I^2t	Safety factor	7.2	kA ² s
V_{FO}	Threshold voltage	0.80	V
r_F	Slope resistance	7.0	mΩ
V_{FM}	Peak on-state voltage	1.55	V
$R_{th(j-c)}$	Thermal resistance, node to shell	0.20	°C/W
$R_{th(c-h)}$	Thermal resistance, shell to powder	0.15	°C/W

V_{isol}	Isolation voltage	2500	V
F_M	Mounting torque	4-6	mN
T_{stg}	Stored temperature	-40...125	°C
W	Weight	210	g

DIMENSIONS



TOPOLOGY OF INTERNAL CONNECTION



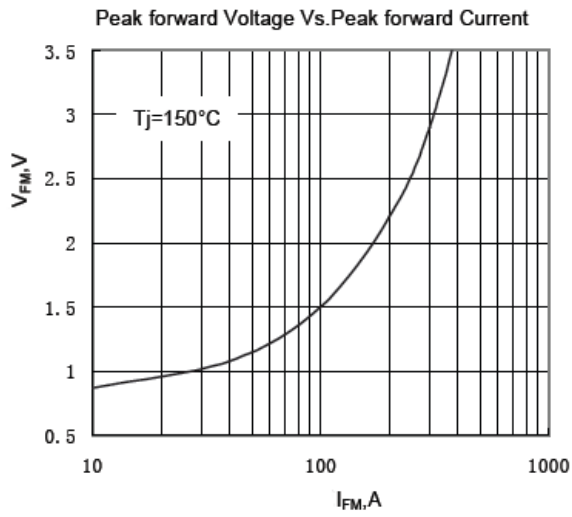


Fig.1

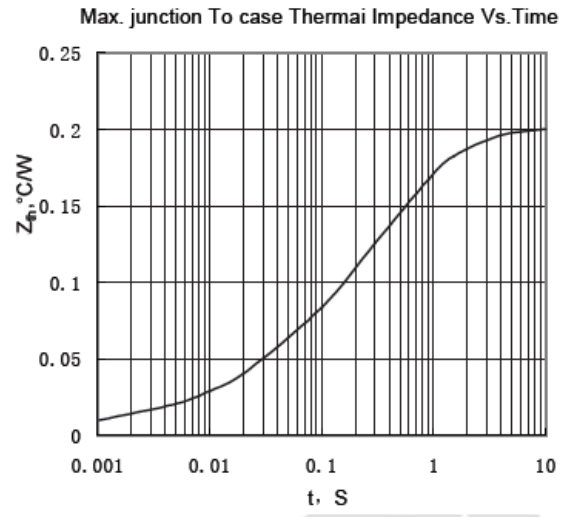


Fig.2

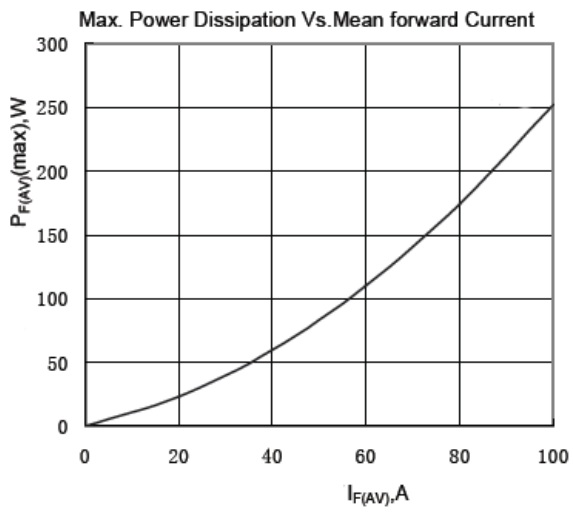


Fig.3

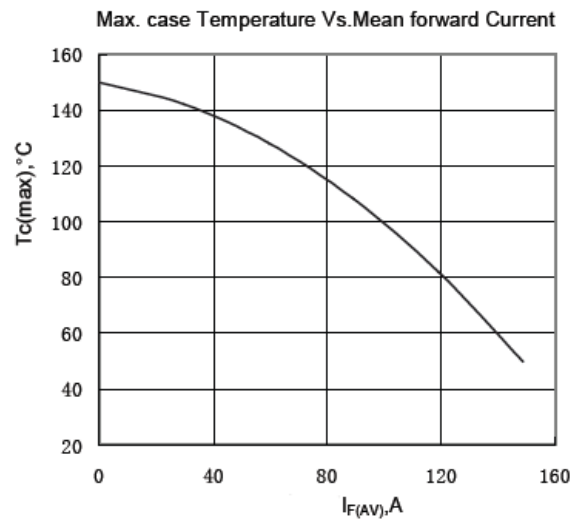


Fig.4

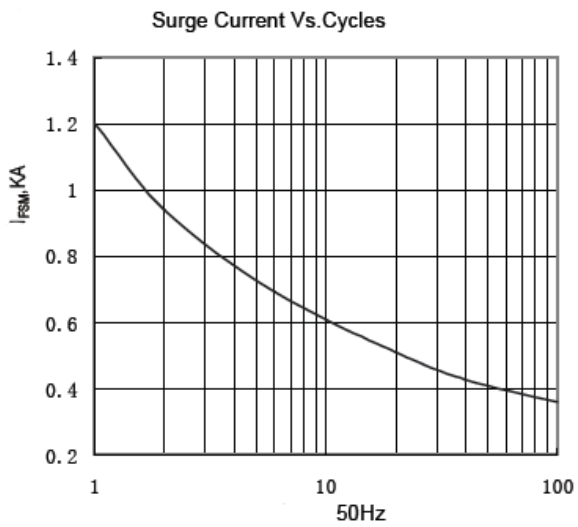


Fig.5

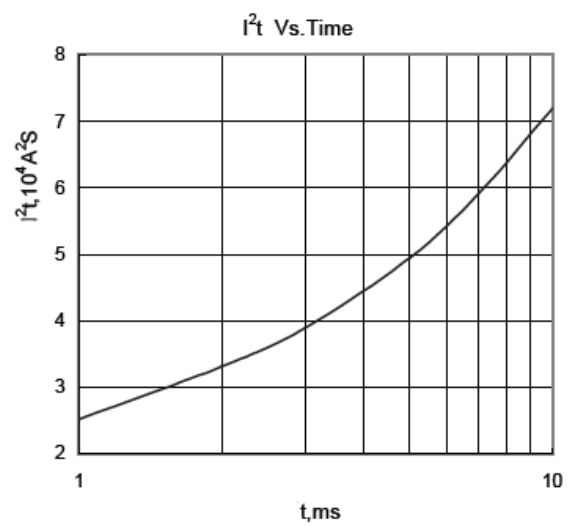


Fig.6