



Micro Commercial Components

Micro Commercial Components
 20736 Marilla Street Chatsworth
 CA 91311
 Phone: (818) 701-4933
 Fax: (818) 701-4939

KBP3005 THRU KBP310

3 Amp Bridge Rectifier 50 to 1000 Volts

Features

- Surge overload ratings 80 amperes peak
- Lead: Silver Plated Cooper Lead
- Ideal for printed circuit board
- UL Recognized File # E165989
- Case Material: Molded Plastic. UL Flammability Classification Rating 94V-0

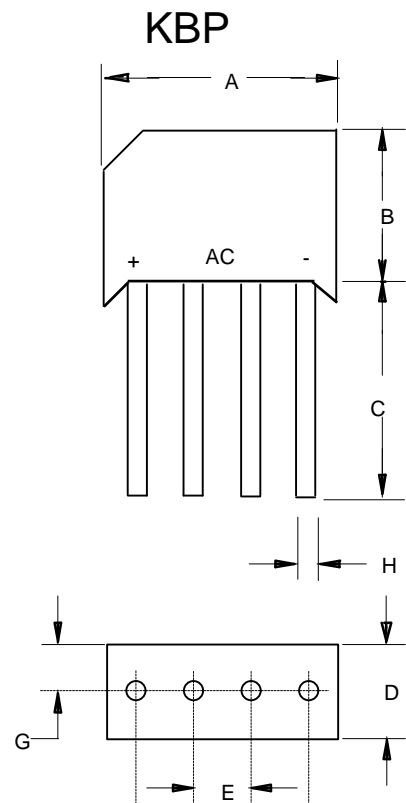
Maximum Ratings

- Operating Temperature: -55°C to +125°C
- Storage Temperature: -55°C to +150°C
- I²t Rating for Fusing(t<8.3ms): 10 A²s

MCC Catalog Number	Device Marking	Maximum Recurrent Peak Reverse Voltage	Maximum RMS Voltage	Maximum DC Blocking Voltage
KBP3005	KBP3005	50V	35V	50V
KBP301	KBP301	100V	70V	100V
KBP302	KBP302	200V	140V	200V
KBP304	KBP304	400V	280V	400V
KBP306	KBP306	600V	420V	600V
KBP308	KBP308	800V	560V	800V
KBP310	KBP310	1000V	700V	1000V

Electrical Characteristics @ 25°C Unless Otherwise Specified

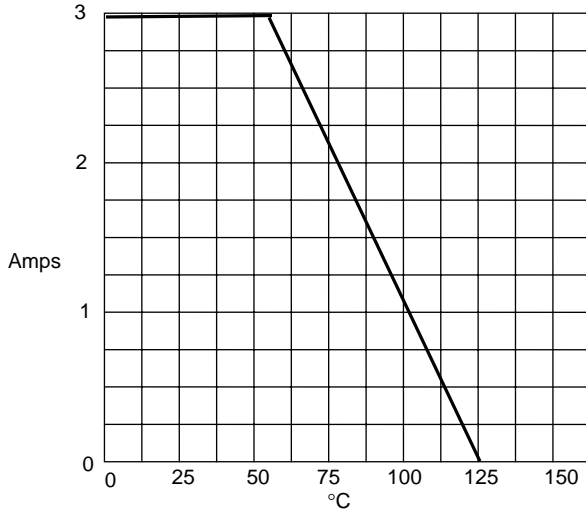
Average Forward Current	I _{F(AV)}	3.0A	T _A = 55°C
Peak Forward Surge Current	I _{FSM}	80A	8.3ms, half sine
Maximum Forward Voltage Drop Per Element	V _F	1.1V	I _{FM} = 1.0A per element; T _A = 25°C
Maximum DC Reverse Current At Rated DC Blocking Voltage	I _R	10µA 1mA	T _J = 25°C T _J = 100°C



DIM	INCHES		MM		NOTE
	MIN	MAX	MIN	MAX	
A	---	.693	---	17.60	
B	---	.504	---	12.80	
C	.750	---	19.00	---	
D	---	.250	---	6.40	
E	.150	---	3.80	---	3PL/TYP
G	.125	---	3.20	---	
H	.320		0.80		

KBP3005 THRU KBP310

Figure 1
Forward Derating Curve



Average Forward Rectified Current - Amperes versus Ambient Temperature - °C

Fig. 2 - DERATING CURVE FOR OUTPUT RECTIFIED CURRENT

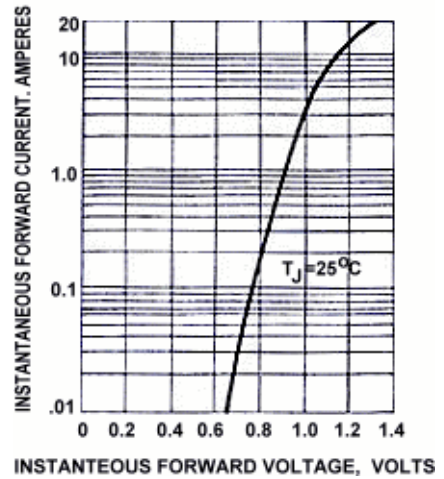


Fig. 3 - TYPICAL FORWARD CHARACTERISTICS

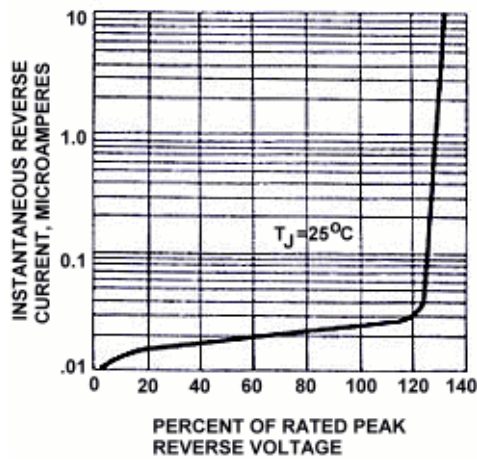
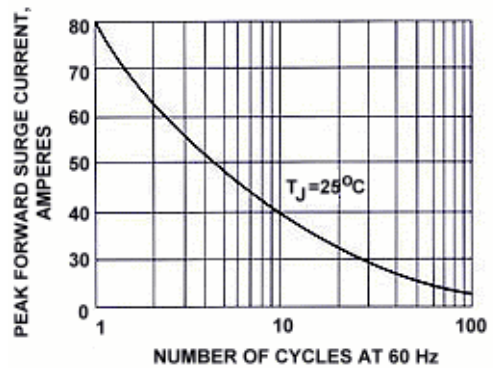


Fig. 4 - MAXIMUM FORWARD SURGE CURRENT





TM

Micro Commercial Components

*****IMPORTANT NOTICE*****

Micro Commercial Components Corp. reserves the right to make changes without further notice to any product herein to make corrections, modifications, enhancements, improvements, or other changes. *Micro Commercial Components Corp.* does not assume any liability arising out of the application or use of any product described herein; neither does it convey any license under its patent rights, nor the rights of others. The user of products in such applications shall assume all risks of such use and will agree to hold *Micro Commercial Components Corp.* and all the companies whose products are represented on our website, harmless against all damages.

*****APPLICATIONS DISCLAIMER*****

Products offer by *Micro Commercial Components Corp.* are not intended for use in Medical, Aerospace or Military Applications.